



PROFILE

2018-10-11



PRODUCTION DATA

629 Grape Growers

293 associated + 336 independent

94 Wine makers

32 associated + 62 independent

55 Bottlers

22 associated + 33 independent



ASOLO MONTELLO PERSONALITY

Il Consorzio Vini Asole Montello aims at supporting
beauty and art,
a cosmopolitan approach
and
the integrity of its environment
through the promotion an increase of
the value of its wines.



ASOLO MONTELLO THREE APPELLATIONS

Asolo Prosecco Superiore DOCG

Citrus aromas, saltiness and structure

Montello DOCG

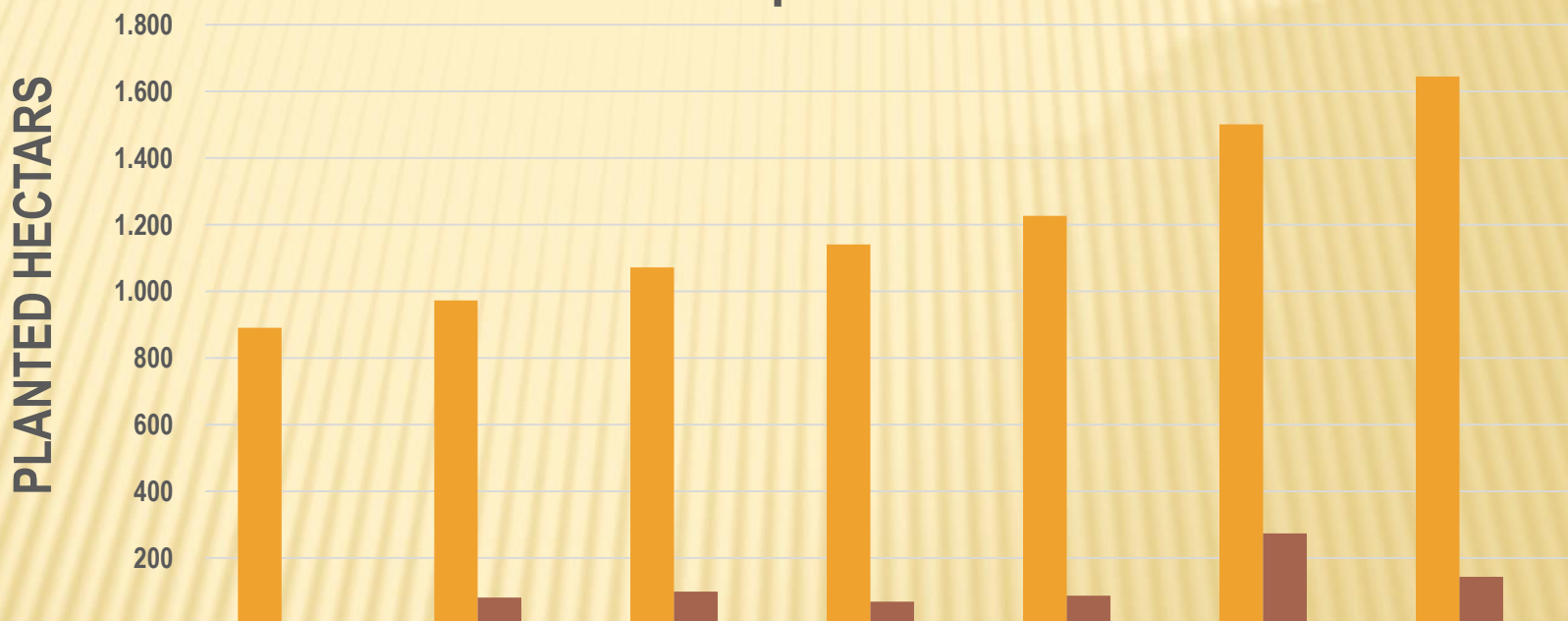
Long-established bordeaux blend

Asolo Montello - DOC - Montello Asolo

Research and legend



Surface Under Glera vine Asolo Prosecco Superiore DOCG



	ante 2011	2012	2013	2014	2015	2016	2017
Glera	891	972	1.071	1.140	1.227	1.501	1.644
Incremento		81	99	69	87	274	144
Incremento %	0	9,1%	10,2%	6,4%	7,6%	22,3%	9,6%



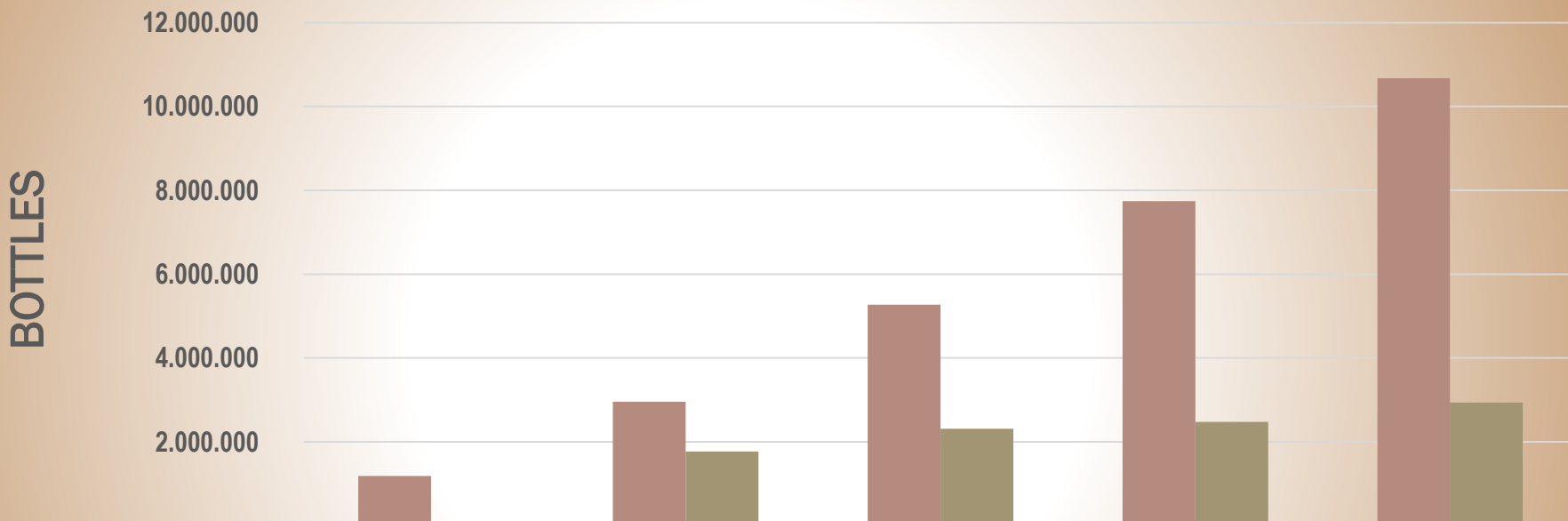
Surface Asolo Prosecco Superiore DOCG complementary vine included

PLANTED HECTARS



	ante 2011	2012	2013	2014	2015	2016	2017
■ Complementari	72	78	93	120	134	134	135
■ Tot. con Glera	963	1.051	1.164	1.261	1.361	1.635	1.779
■ Incremento ha	0	87	114	97	100	274	144
■ Incremento %	0	9,1%	10,8%	8,3%	7,9%	20,2%	8,8%

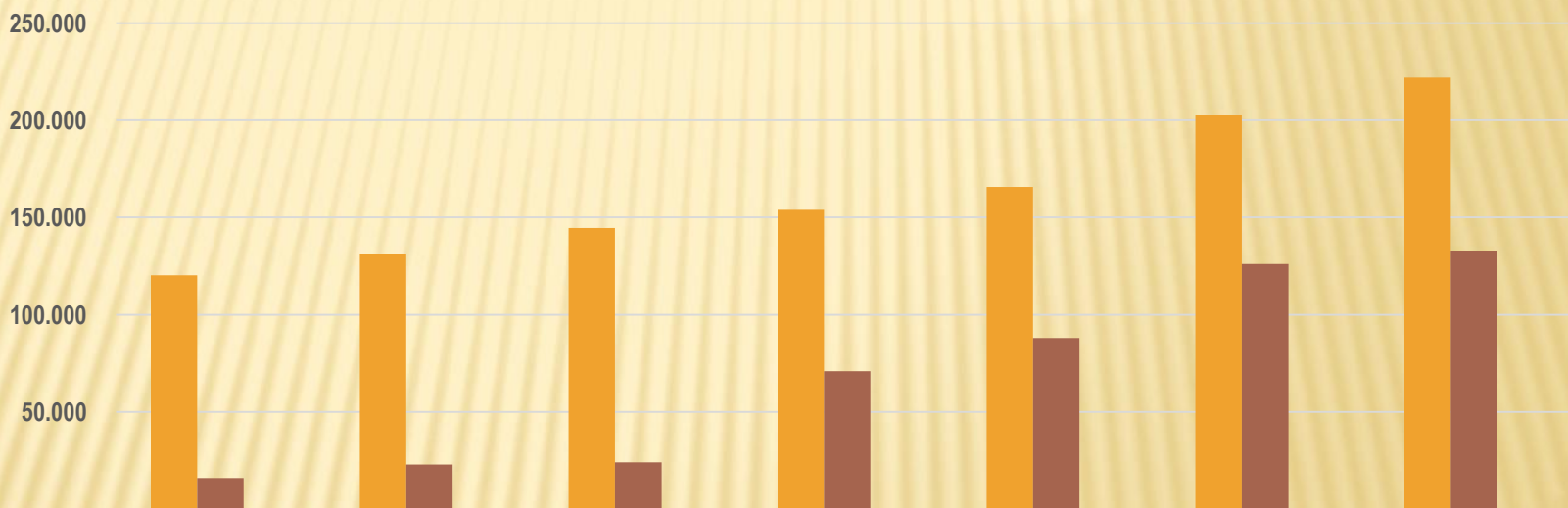
ASOLO PROSECCO SUPERIORE DOCG 2017



	2013	2014	2015	2016	2017
Tot bottiglie	1.187.465	2.958.123	5.269.335	7.741.691	10.674.393
Delta anno/anno	-	1.770.657	2.311.212	2.472.356	2.932.703
Delta da 2013	-	149%	344%	552%	799%

Asolo Prosecco Superiore DOCG - 2017 Potential production (Glera only)

PRODUZIONE (Q.LI)



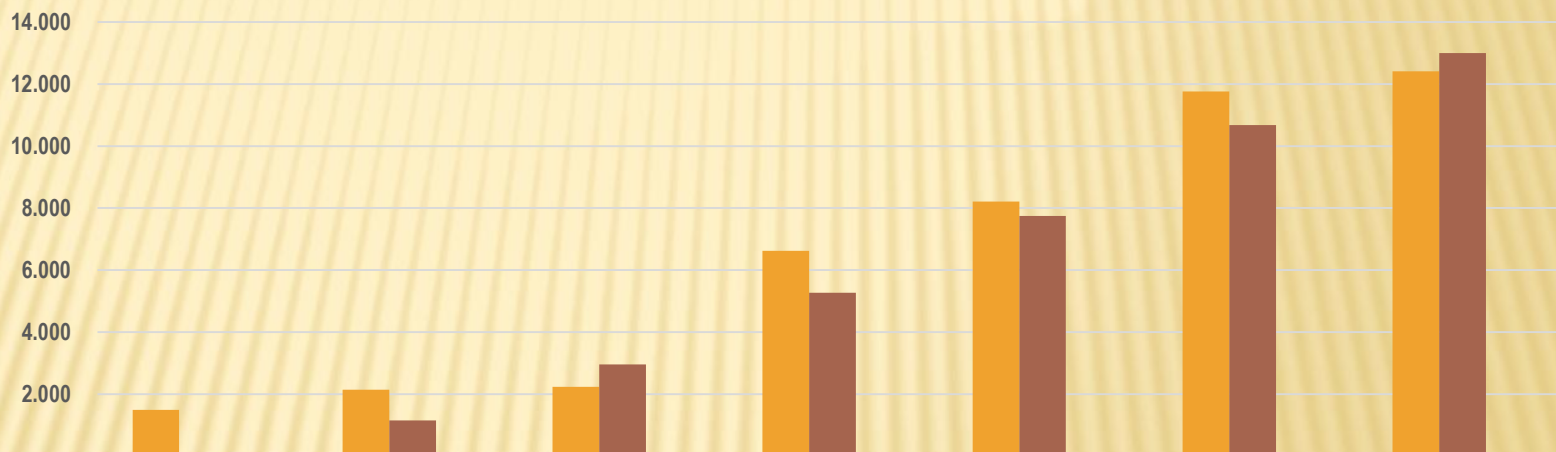
	2011	2012	2013	2014	2015	2016	2017
Potenziale	120.290	131.259	144.629	153.957	165.635	202.601	222.003
Rivendicato	16.000	23.000	24.000	71.000	88.000	126.000	133.000
%	13%	18%	17%	46%	53%	62%	60%



Asolo Prosecco Superiore DOCG - 2018

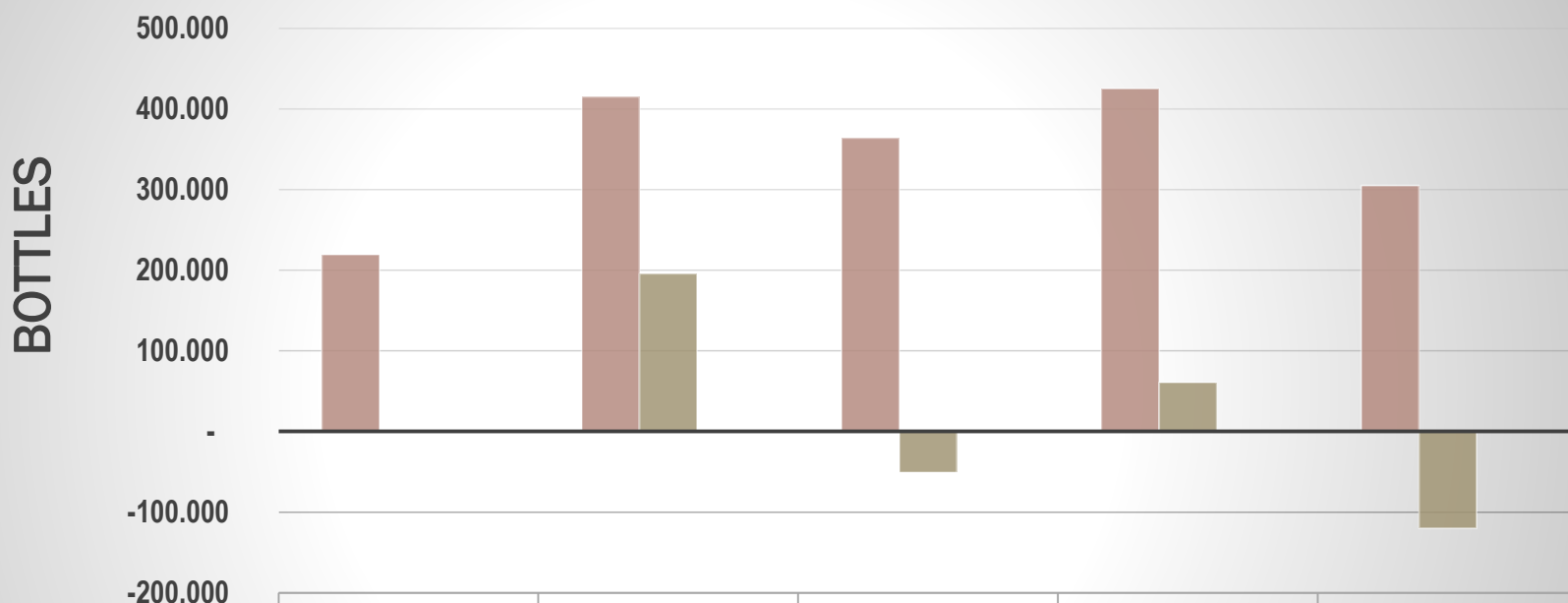
Certificated in bulk related to actually Bottled

BOTTIGLIE X 1.000



	2011	2012	2013	2014	2015	2016	2017
Potenziali	1.493	2.147	2.240	6.627	8.213	11.760	12.413
Prodotte	-	1.156	2.958	5.269	7.742	10.674	13.000
%	0%	54%	132%	80%	94%	91%	105%

DOC MONTELLO COLLI ASOLANI 2017



■ Tot bottiglie

2013

219.567

2014

415.264

2015

364.173

2016

425.417

2017

305.447

■ Delta anno/anno

195.697

-51.091

61.244

-119.971

■ Delta da 2013

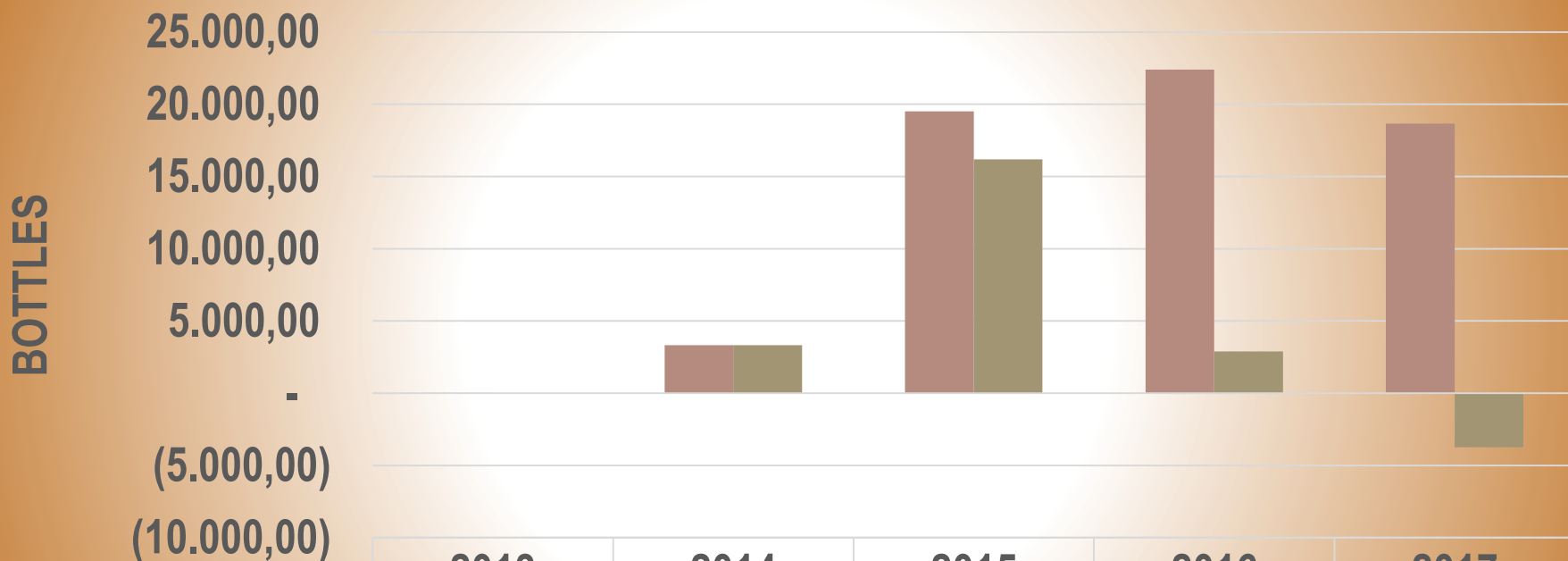
89%

66%

94%

39%

MONTELO DOCG



■ Tot bottiglie
■ Delta anno/anno

	2013	2014	2015	2016	2017
Tot bottiglie	0,00	3.333	19.513	22.400	18.653
Delta anno/anno		3.333	16.180	2.887	-3.747



ASOLO PROSECCO SUPERIORE DOCG TREND

from 01-01-2017 to 30-09-2017

7.613,13 btg.

from 01-01-2018 to 30-09-2018

9.824,63 btg.

1.707.820 btg. increase

equal to **22,4%**